

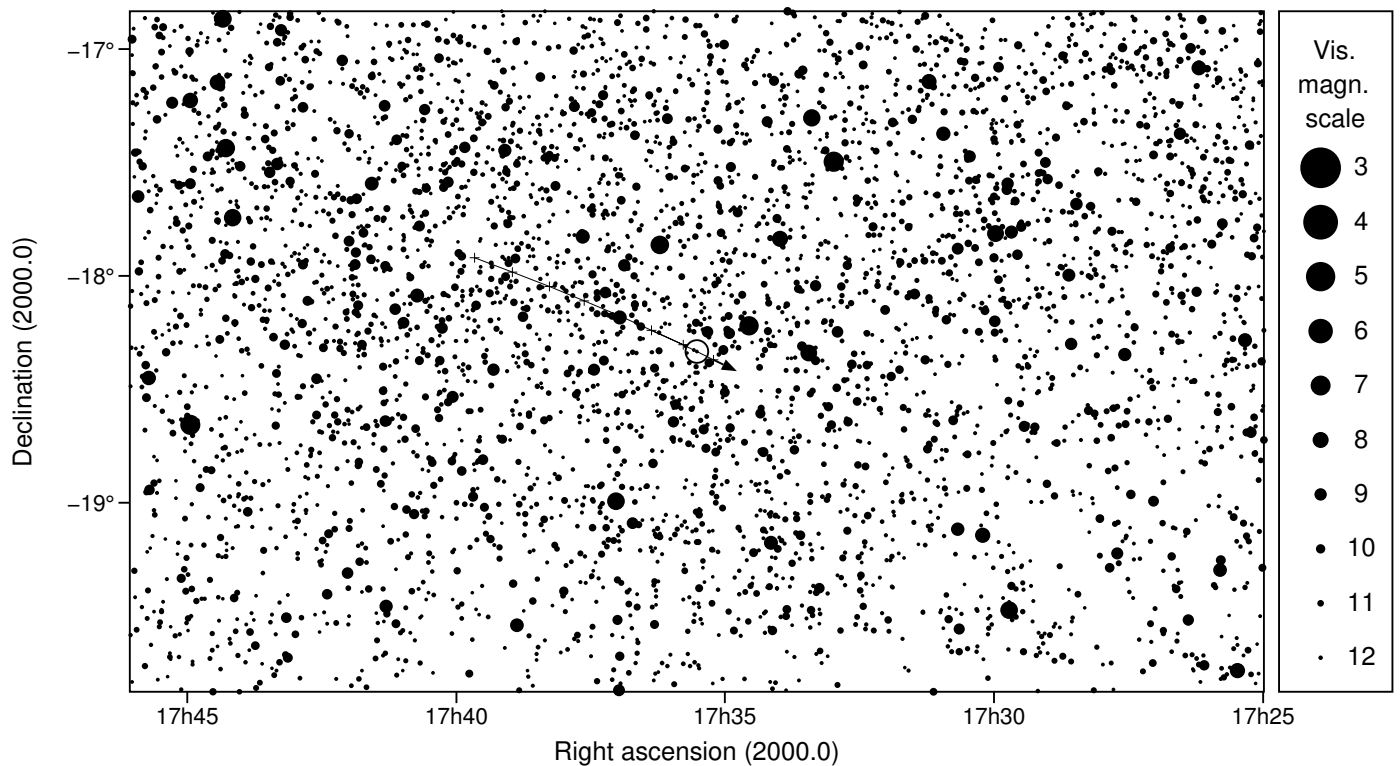
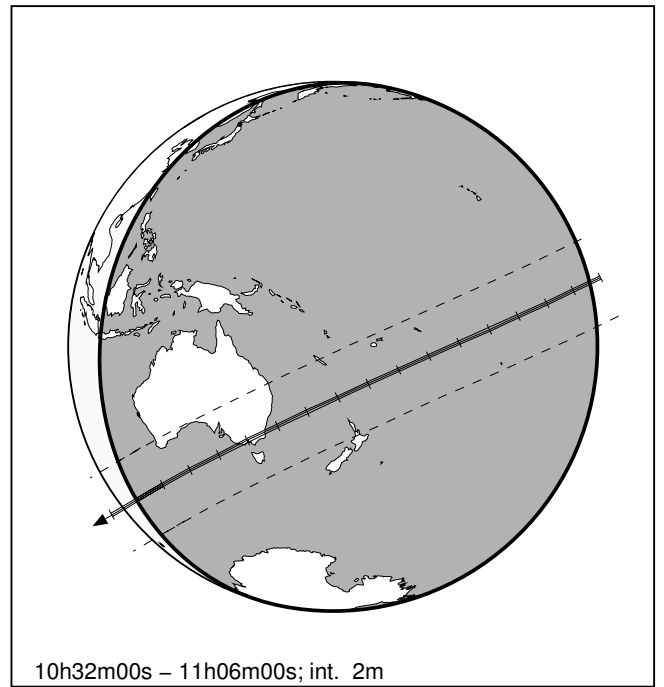

213 Lilaea & PPMX 11624055

2018 jul 15 10^h48.9^m U.T.

Planet: $a = 2.75, e = 0.15$
 V. mag. = 11.98 Diam. = 84.6 km = 0.08"
 $\mu = 22.31''/h$ $\pi = 6.21''$ Ref. = EG2016

Star: Source cat. PPMX
 $\alpha = 17^h35^m31.594^s$ $\delta = -18^\circ19'59.13''$
 mag = Bmag = 13.16

$\Delta m = 0.6$ Max. dur. = 13.3s Sun : 151° Moon : 118°, 8%



213 Lilaea & PPMX 11624055

2018 jul 15 10^h48.9^m U.T.

